

Dog and Cat Management Board Annual Report 1 July 2010 to 30 June 2011



Government of South Australia

Dog and Cat Management Board

**Dog and Cat
Management Board**
Department for
Environment and Heritage
GPO Box 1047
Adelaide SA 5001

Copies of the report
can be obtained from:
**Dog and Cat
Management Board**
Telephone:
(08) 8124 4962

www.gooddogsa.com.au
www.goodcatsa.com.au
www.dogandcatboard.com.au

September 2011
ISSN 1832-9446
ISBN 978-1-921800-08-5
ABN 48100971189

Letter of Transmittal

Hon Paul Caica MP
Minister for Environment and Conservation
Parliament House
North Terrace
ADELAIDE SA 5000


Dear Minister

In accordance with the requirements of the *Public Sector Act 2009* and the *Dog and Cat Management Act 1995*, I have pleasure in presenting the annual report of the Dog and Cat Management Board for the year ended 30 June 2011.

Highlights for this year have included:

- A report on Proposal for Legislative Amendment for Cat Management in South Australia
- A report on Proposal for Legislative Amendment for Dog Management in South Australia
- Presentations to the Legislative Review Committee and Natural Resources Committee of Parliament regarding local government by-laws and cat management in South Australia
- A survey of local government, a key stakeholder, concerning awareness and satisfaction levels with the service delivery of the Board
- Detailed research regarding the incidence of dog attack in the South Australian community.

The Board takes pleasure in reporting on achievements against operational objectives identified for the 2010-11 year.



Jan Connolly
Chair
Dog and Cat Management Board

Table of Contents

| | |
|--|-----------|
| Letter Of Transmittal | 1 |
| Introduction | 3 |
| Functions | 4 |
| Membership | 5 |
| Board Meetings And Attendance | 7 |
| Finance Committee | 8 |
| Advisory Committees | 9 |
| Planning And Management | 11 |
| Plans And Objectives | 12 |
| Operations And Initiatives | 13 |
| Provision Of Public Information | 16 |
| By-Laws And Animal Management Plans | 17 |
| Policies Of The Board | 18 |
| Advice To Minister And Local Government Association | 18 |
| Public Education And Promotion Programs | 19 |
| Statistics | 20 |
| Dog Registration - Statistics | 21 |
| Dogs Impounded And Returned To Owner - Statistics | 22 |
| Reported Dog Attacks - Statistics | 25 |
| Reported Injury By Cats - Statistics | 30 |
| Training Undertaken By Animal Management Officers | 32 |
| Human Resource Management | 33 |
| Staffing | 33 |
| Disability Action Plan | 34 |
| Equal Opportunity Employment Programs | 34 |
| Gender Reporting | 34 |
| Occupational Health, Safety And Welfare | 34 |
| Financial Performance | 35 |
| Account Payment Performance | 35 |
| Contractual Arrangements | 35 |
| Energy Efficiency Action Plan Reports | 36 |
| Greening Of Government Operations (Gogo) Framework | 36 |
| Use of Consultants | 36 |
| Overseas Travel | 36 |
| Whistleblowers Protection Act 1993 | 36 |
| Fraud | 37 |
| Freedom Of Information | 37 |
| Regional Impact Assessment | 37 |
| Aboriginal Reconciliation Statement | 37 |
| Acknowledgments | 37 |

Introduction

The Dog and Cat Management Board (the Board) is constituted under section 10 of the *Dog and Cat Management Act 1995* (the Act) as a body corporate. The Board is an instrumentality of the Crown and is the only statutory authority of its kind in Australia.

The Act defines the powers and functions of the Board and local government councils for the day-to-day enforcement and administration of the legislative provisions for the management of dogs and cats in the community. The Act provides the framework against which breaches of the legislation may be identified and resolved through fairness, equity and conciliation.

The Board provides a focal point for advice both to councils and the community on the Act and its application.

Some of the Board's priorities for 2010-11 included:

- To develop a position on cat management
- To facilitate responsible pet ownership education
- To implement systems to listen to stakeholders
- To develop strategic partnerships and pursue new opportunities
- To provide recommendations to improve the legislation regarding policy, administration and reporting issues
- To develop and establish systems to measure incidence of dog attacks.

Functions

Section 21 of the Act describes the functions of the Board as follows:

Section 21 – Functions of the Board

- (1) The Board has the following functions:
 - (a) to plan for, promote, and provide advice about, the effective management of dogs and cats throughout South Australia;
 - (b) to oversee the administration and enforcement of the provisions of this Act relating to dogs, including—
 - (i) monitoring the administration and enforcement of this Act by councils; and
 - (ii) issuing guidelines and providing advice to councils about—
 - (A) planning for the effective management of dogs;
 - (B) training for dog management officers;
 - (C) the appropriate level of administration and enforcement in the circumstances prevailing in the area;
 - (D) the issuing of orders or related directions under this Act;
 - (E) the standard of facilities used for the detention of dogs under this Act;
 - (F) the keeping of registers under this Act and the issuing of certificates of registration and registration discs;
 - (G) any other matter related to the administration or enforcement of the provisions of this Act relating to dogs; and
 - (iii) otherwise providing support and assistance to councils;
 - (ba) to accredit dogs as disability dogs, guide dogs or hearing dogs;
 - (c) to inquire into and consider all proposed by-laws referred to it under this Act, with a view to promoting the effective management of dogs and cats, and, to the extent that the Board considers it appropriate, the consistent application of by-laws throughout South Australia;
 - (d) to advise the Minister or the Local Government Association (LGA), either on its own initiative or at the request of the Minister or the LGA, on the operation of this Act or issues directly relating to dog or cat management in South Australia;
 - (e) to undertake or facilitate research relating to dog or cat management;
 - (f) to undertake or facilitate educational programs relating to dog or cat management;
 - (g) to keep this Act under review and make recommendations to the Minister with respect to the Act and regulations made under the Act;
 - (h) to carry out any other function assigned to the Board by the Minister or by or under this Act.
- (2) The Board's functions may extend to providing the following services as the Board thinks fit:
 - (a) the accreditation of training programs for dogs and owners;
 - (b) the accreditation of procedures for testing the behaviour of dogs;
 - (c) the carrying out of any other function relating to responsible dog and cat ownership or the effective management of dogs and cats.
- (3) The Board may fix a fee for providing a service under subsection (2).

Membership

Pursuant to Section 12 of the Act, the Board consists of nine members appointed by the Governor, of whom:

- (1)
 - (a) 4 will be nominated by the LGA; and
 - (b) 4 will be nominated by the Minister; and
 - (c) one, to chair the Board, will be jointly nominated by the LGA and the Minister.
- (2) The members of the Board nominated by the LGA under subsection (1)(a) must together have the following attributes:
 - (a) practical knowledge of and experience in local government, including local government processes, community consultation and the law as it applies to local government;
 - (b) experience in the administration of legislation;
 - (c) experience in financial management;
 - (d) experience in education and training.
- (2a) The members of the Board nominated by the Minister under subsection (1)(b) must together have the following attributes:
 - (a) experience in state government processes and the administration of legislation;
 - (b) veterinary experience in the care and treatment of dogs or cats;
 - (c) a demonstrated interest in the welfare of dogs or cats;
 - (d) a demonstrated interest in the keeping and management of dogs or cats
 - (e) experience in community health or medicine.
- (2b) The person nominated to chair the Board must, in the opinion of the LGA and the Minister, have the abilities and experience required to promote the effective performance of the Board and its functions.
- (3) If the LGA fails to nominate a person within 8 weeks of a written request for the nomination from the Minister, the Governor may appoint a person nominated by the Minister and that person will be taken to have been duly appointed as a member of the Board.
- (4) At least one member of the Board must be a woman and one a man.

Membership

The membership of the Board during the reporting period was:

Chair

Ms Jan Connolly Jointly nominated by the Minister and the Local Government Association

Members

Mr Chris Button Nominated by the Local Government Association

Cr Rosemary Clancy Nominated by the Local Government Association

Cr Jeffrey Cook Nominated by the Local Government Association

Mr John Darzanos Nominated by the Local Government Association

Dr Katina D’Onise Nominated by the Minister

Ms Judy Hughes Nominated by the Minister

Dr Ian McBryde Nominated by the Minister

Mrs Helen Radoslovich Nominated by the Minister

Dr Lillian Mwanri Nominated by the Minister (Deputy for Dr Katina D’Onise)

Board Meetings and Attendance

During the reporting period, 10 Board meetings and one full day workshop to review the Dog and Cat Management Board Strategic Plan were held.

The Board seeks to hold its meetings at council chambers and meeting rooms to develop closer relationships with councils. Council Mayors, Chief Executive Officers and other senior staff members are invited to meet with the Board during this time. During the financial year the Board conducted 5 meetings at metropolitan council sites (Glenelg x 2, Brighton, Campbelltown, Salisbury), 1 meeting at a northern regional council site (Whyalla) and 1 meeting at the Animal Welfare League Animal Shelter in Wingfield.

| Date | 28/7/2010 | 25/8/2010 | 15/9/2010 | 27/10/2010 | 24/11/2010 | 15/12/2010 | 19/1/2011 | 23/2/2011 | 16/3/2011 | 13/4/2011 | 24/5/2011 | Attendance |
|-------------|----------------|-----------|-----------|------------|------------|------------|-----------|-----------|-----------|-----------|-----------|------------|
| Connolly | ✓ | ✓ | ✓ | ✓ | ✓ | ✓ | ✓ | ✓ | ✓ | ✓ | ✓ | 11 of 11 |
| Button | ✓ | ✓ | ✓ | ✓ | ✓ | ✓ | ✓ | ✓ | ✓ | ✓ | ✓ | 11 of 11 |
| D'Onise | # | ✓ | ✓ | ✓ | x | ✓ | ✓ | ✓ | ✓ | ✓ | x | 8 of 10 |
| Hughes | ✓ | ✓ | x | x | ✓ | ✓ | x | ✓ | ✓ | ✓ | ✓ | 8 of 11 |
| Cook | ✓ | ✓ | ✓ | ✓ | ✓ | ✓ | ✓ | ✓ | ✓ | ✓ | ✓ | 11 of 11 |
| McBryde | ✓ | ✓ | ✓ | ✓ | ✓ | ✓ | ✓ | ✓ | ✓ | ✓ | ✓ | 11 of 11 |
| Clancy | ✓ | ✓ | ✓ | ✓ | ✓ | ✓ | ✓ | ✓ | ✓ | ✓ | x | 10 of 11 |
| Darzanos | ✓ | x | ✓ | ✓ | ✓ | ✓ | ✓ | ✓ | ✓ | ✓ | ✓ | 10 of 11 |
| Radoslovich | ✓ | ✓ | ✓ | x | x | ✓ | ✓ | ✓ | ✓ | ✓ | ✓ | 9 of 11 |
| Mwanri | ✓ [^] | | | | | | | | | | | 1 of 1 |

[^] Dr Lillian Mwanri attended as a proxy for Dr Katina D'Onise
 # maternity leave

Finance Committee

The Board established a Finance Committee (the Committee) in July 2009. The membership of the Committee is appointed by the Board in May of each year for a term of 12 months in accordance with the Committee's terms of reference. The role of the Committee is to provide advice and recommendations to the Board on financial matters including:

- Proposed financial plans and budgets
- Budget reviews during the year
- Financial accounts of the Board for each year
- Financial implications for the Board of significant projects
- Future strategic options that impact on the budget
- Any other matters referred to it by the Board.

The Committee has no executive powers as regards its findings and recommendations.

Membership of the Committee during the reporting period was:

- Ms Connolly
- Dr McBryde
- Mr Button.

Meetings are also attended by the Board's Executive Officer and the Department of Environment and Natural Resources (DENR) Finance Officer appointed to provide financial services to the Board.

Five meetings of the Committee were held during the financial year.

Advisory Committees

Senior Council Officers Group

The Board has established a forum for team leaders and managers of Council Animal Management Officers. The forum provides an opportunity for attendees to discuss operational matters arising from their roles in enforcing the Act, share initiatives, assist in the consistent application of the Act, and collectively solve common issues. The forum also provides an opportunity for the Board to consult on a range of legislative, policy and operational matters.

Councils represented on the forum are:

| | |
|------------------------|----------------------------------|
| Adelaide City | Mitcham |
| Adelaide Hills | Mount Barker |
| Alexandrina | Norwood, Payneham & Saint Peters |
| Barossa | Onkaparinga |
| Campbelltown | Playford |
| Charles Sturt | Port Adelaide Enfield |
| Clare & Gilbert Valley | Prospect |
| Holdfast Bay | Salisbury |
| Gawler | Tea Tree Gully |
| Light Regional | Unley |
| Mallala | West Torrens |
| Marion | Victor Harbor |
| Mid Murray | |

During the year members discussed and/or provided comment on:

- Development of terms of reference for the operation of the Senior Council Officers Group
- Development of a council secure website to provide access to online data entry and access to council only information
- Development of a list of Australian National Kennel Council (ANKC) recognised breeds and their alternative names to ensure consistency amongst councils when recording dog registrations by breed.

Advisory Committees

Additional Stakeholders

The following stakeholder groups are consulted on issues relevant to them:

- Animal Welfare League of South Australia Inc
- Assistance Dogs Australia
- Australian Veterinary Association
- Authorised Persons Association
- Council officers
- Delta Accredited Obedience Instructors
- Department of Environment and Natural Resources
- Department of Transport, Energy and Infrastructure
- Dog Obedience Clubs
- Feline Association of South Australia
- The Governing Council of the Cat Fancy of South Australian Inc
- Guide Dogs SA & NT
- Lions Hearing Dogs
- Local Government Association of South Australia
- Pet Industry Association Australia
- Royal Society for the Blind
- RSPCA (South Australia) Inc
- SA Police Dog Unit
- Seeing Eye Dogs
- South Australian Canine Association (trading as Dogs SA).

The Board appreciates the support and advice provided by these organisations.

Planning and Management

The Board achieves its objectives through activities identified in strategic, operational and financial plans which are approved by the Minister. Revision of the Board's performance, plan and strategic direction occurs annually and the Strategic Plan is updated to reflect future actions for a further three years. The current strategic plan covers the period to 2014. An annual Operational Plan is developed to support the Board's Strategic Plan and describes the priorities and initiatives of the Board for the financial year.

During the reporting period the Board continued to collect data to inform its decision making. Information products and educational programs continued to be provided to improve the community's knowledge of responsible pet ownership, with the intent of reducing the incidence of dog attacks. The Board has also undertaken activities to improve its understanding of what support stakeholders require and the level of satisfaction that they have with the Board.

Research documents were collated and analysed to enable the Board to report to the Minister on potential legislative amendments to the *Dog and Cat Management Act 1995*. Two papers regarding this have been submitted to the Minister in the reporting period. The first report was a Proposal for Legislative Amendment for Cat Management in South Australia and, most recently, a second report relating to a Proposal for Legislative Amendment for Dog Management in South Australia was submitted. The reports outline the recommendations of the Board for improving dog and cat management within South Australia and are now with the Minister for consideration.

Plans and Objectives

Dog and Cat Management Board Strategic Plan

At the April 2011 strategic planning meeting, the Board reviewed progress towards the 2010-13 Strategic Priorities. The projects completed in 2010-11 were measured against previously identified key performance indicators.

The Board's 2010-13 Strategic Priorities as listed below contribute to Objective 2 of South Australia's Strategic Plan (SASP) 'Improving Wellbeing'.

- Bold animal management: *Act decisively for better dog and cat management*
- Stakeholder relations: *Identify, engage, maintain and partner with stakeholders*
- Legislative change and compliance:
Ensure our legislation delivers good dog and cat management
- Policy development and implementation:
Develop clear policy and communicate it effectively
- Measure performance, undertake research and use resources strategically:
Act decisively for better dog and cat management
- Communication, education strategy and media:
Communicate and use the media to our advantage
- Administration: *Create a structure which delivers*

The Board's Strategic Plan contributes to a number of additional targets in SASP. These include the following:

- *T1.7 Performance within the Public Sector* – by provision of appropriate services and information, and by contributing to a sound evidence-based approach to strategic policy change and development
- *T2.3 Sport and Recreation* – through promotion of development of areas where people can safely exercise their dogs in a responsible manner
- *T2.4 Healthy South Australians* – by encouraging people to exercise with their dogs and by promoting responsible dog management to reduce the incidence of dog related injury in the community
- *T2.7 – Psychological wellbeing* – by promoting the social benefits of dog and cat ownership and promotion of responsible pet ownership to reduce social nuisance.

A female Chair of the Board also contributes to SASP Target 5.2 of increasing the number of women chairing State Government boards and committees to 50% by 2010.

Operations and Initiatives

During the 2010-11 reporting period, the Board has undertaken the following operations and initiatives to meet its Strategic Priorities.

Strategic Priority - Bold Animal Management

- Established a system to monitor dog bite presentations at hospital emergency departments
- Undertook a Health Omnibus survey and analysis that provided evidential support to Board recommendations on legislative amendments to the *Dog and Cat Management Act 1995*
- Commissioned a research report on dog ownership and dog attacks in South Australia
- Revised the dog incident report form to improve collection of data relating to dog attacks
- Delivered *We are Family* presentations to Hospitals, Birthing Clinics and Mother Support groups across South Australia to educate parents about safe child/pet interactions
- Completed baseline analysis on community attitudes towards wandering cats and used the results to inform development of an awareness campaign to influence behaviour change relating to the semi-ownership of cats (semi-ownership is defined as people feeding cats that they do not own)

Strategic Priority - Stakeholder relations

- Determined awareness and satisfaction levels of local government towards the Board and its activity
- Established research partnerships with the University of Adelaide, School of Urban Animal Science; the University of Adelaide, Discipline of Psychiatry; and the Australian Institute of Animal Management
- Continued to support improvements to the standard of facilities available to councils for the impoundment of dogs at the RSPCA and the Animal Welfare League
- Convened the Senior Animal Management Officers Group to support the exchange of information between operational staff and councils
- Provided a financial grant to the Port Pirie Veterinary Clinic to contribute towards the costs of holding an information event to promote microchipping, desexing and responsible pet ownership

Operations and Initiatives

Strategic Priority - Legislative change and compliance

- Prepared legislative amendment recommendations for dog and cat management (based on research evidence) for consideration by the Minister
- Established guidelines on the development of *Plans of Management Relating to Dogs and Cats* to assist council staff when developing council plans
- Undertook financial and operational audits of 17 councils as part of the five year audit program
- Provided advice to council officers on the legislation, responsibilities and powers of authorised officers and the legislative obligations of councils regarding dog management
- Revised the documentation used by councils pursuant to the Act ensuring legal validity and appropriate application, and provided web based capacity to lodge on-line forms

Strategic Priority - Policy development and implementation

- Delivered a professional development course to Animal Management Officers on seven occasions with a total of 102 attendees. Five courses were delivered within the metropolitan area and two courses were delivered in regional areas (Whyalla and Mount Gambier)
- Completed a gap analysis of guidelines and policies

Strategic Priority - Measure performance, undertake research and use resources strategically

- Supported two Honours level projects to investigate puppy pre-schools across the Adelaide area and to evaluate the delivery of the *We are Family* program to hospitals and birthing clinics
- Commissioned Harrison's Health Omnibus survey questions relating to the incidence of dog attacks within the community and analysed the results
- Established a research partnership with the University of Adelaide, School of Urban Animal Science to investigate the use of dog parks in South Australia
- Commissioned an analysis of the 2009-10 shelter admission and fate data for dogs and cats
- Undertook an evaluation of the professional development training provided to council Animal Management Officers
- Commissioned a research report on dog ownership and purchasing decisions
- Commissioned market research on dog ownership and dog attacks in South Australia

Operations and Initiatives

Strategic Objective 6 – Communication, education strategy and media

- Revised the Board's Communication Strategy with the aim of establishing the Board as a strong, consistent and balanced media/advocacy voice for dog and cat management and public safety in South Australia
- Initiated the development of creative concepts for a campaign to address cat semi-ownership behaviour in the community
- Provided an interpretative exhibition trailer for use by councils to assist the delivery of consistent responsible dog ownership messages at community and microchipping events in South Australia
- Utilised media opportunities to promote the Board's responsible ownership messages and provide a supportive media outlet for councils. Assessment of print media reports about dogs and cats in general indicates more stories have been negative rather than positive but a significant proportion have been information only (28% positive, 51% negative, 20% information based)
- Promoted socially responsible dog ownership key messages to the community through attendance and exhibition at the 2010 Royal Adelaide Show, 2011 Pregnancy Expo and the 2011 RSPCA Million Paws walk
- Drafted a publication that provides guidelines for people to assist them to confine their cats to the home
- Developed a cat trapping information sheet to inform people on the best practice for trapping cats in a safe and humane manner
- Reviewed the *We are Family* booklet to ensure material is still relevant to the South Australian context
- Drafted a cat fact sheet for councils that provides the bare and empirical facts regarding the cat populations of South Australia

Provision of Public Information

The Board provides the following information to stakeholders through provision of booklets, brochures, marketing postcards, posters, research results and websites:

- *Dogs and the Law* brochure
- *Teaching Your Dog New Tricks* brochure
- *Good Owners Lead to Good Dogs* brochure
- *Golden Rules for Dog Owners* brochure
- *Dogs 101* brochure
- Section 45D of the Act – *Guard, Patrol and Attack Trained Dogs* booklet
- *Kids Caring for Dogs* activity book
- *Barking – Problems Solved* booklet
- *We are Family* booklet, DVD and flyer
- Dog Owners handbook
- Cat Owners handbook
- *Select An Owner* interactive website and promotional postcard

Further information regarding responsible dog and cat management is available through the Board's websites:

www.dogandcatboard.com.au

www.gooddogsa.com.au

www.goodcatsa.com.au

By-Laws and Animal Management Plans

Under section 90 of the Act, the Board is required to consider all proposed council by-laws for the control or management of dogs or cats.

The council must consider any recommendations of the Board relating to the by-law.

Draft dog by-laws from the following councils were considered by the Board during the reporting period:

- District Council of Tumby Bay
- District Council of Streaky Bay
- District Council of Peterborough
- Town of Gawler
- City of Mount Gambier
- Corporation of the Adelaide City Council
- City of Port Lincoln
- City of Burnside.

Draft cat by-laws from the following councils were considered by the Board during the reporting period:

- District Council of Streaky Bay
- District Council of Peterborough
- Corporation of the Adelaide City Council.

Section 26A of the Act requires that each council must prepare a Plan Relating to the Management of Dogs and Cats within its area, which must be presented to the Board for approval at least 6 months before it is to take effect.

Animal Management Plans from the following councils were approved during the reporting period:

- City of Marion
- City of Charles Sturt
- Kangaroo Island Council.

Policies of the Board

The Board has adopted the following new policies during the reporting period:

- Approving Plans of Management Relating to Dogs and Cats
- Accrediting Training Programs and Behavioural Assessment Procedures for Dogs
- Approval of Greyhound Muzzle Exemptions.

Advice to Minister and Local Government Association

The Board continues to provide advice and assistance to the Minister, the LGA and councils on dog and cat management issues, including dog registration fees, council by-laws and the options for cat management. The Board and the LGA continue to support the Memorandum of Understanding between the organisations to ensure the working relationship is effective and productive.

This year the Board has provided the Minister with a report on cat management in South Australia based on research evidence, including recommendations for legislative amendments to improve the management of cats. A further report on dog management issues and recommendations has been presented for the Minister's consideration.

Public Education and Promotion Programs

In 2010-11, the Board supported several public education and promotional programs. Approximately \$230 035 was expended for public education and promotional purposes and included:

- Funding the evaluation and delivery of the Delta Dog Safe program to 31 364 school children in South Australia
- Supporting training and delivery of the *We are Family* program and resources
- Attending expos and community events to promote, encourage and facilitate responsible dog and cat ownership
- Re-printing of brochures and information for free distribution to the community on topics assisting socially responsible ownership
- Initiating the development of creative concepts for a campaign to address cat semi-ownership behaviour in the community.

It is intended that these initiatives will in time result in an increase in:

- Child awareness of how to behave around dogs and cats
- Recognition of dangerous dogs in the community
- Dog registration compliance
- Responsible dog ownership
- Dog owner awareness of the relevant legislation
- The number of wandering/impounded dogs returned to owners
- Removal of dog faeces by dog owners
- Responsible cat ownership and voluntary microchipping and desexing compliance

And a decrease in:

- Dog attacks to both people and animals.

It is anticipated that these initiatives will assist in the management of:

- Dogs wandering at large
- Dogs placed in animal shelters due to inappropriate selection and behaviour
- Barking dog complaints
- Social nuisance caused by cats
- The semi-owned cat population.

Statistics

The Board annually collects statistical information relating to dog management and reports that information in the annual report. This information is used by the Board to guide policy development.

The Board has undertaken further research to investigate the following dog management issues:

- Dog registrations and the numbers of dogs found wandering at large
- Reported dog attacks in public places
- Barking complaints
- Deficiencies in community awareness on appropriate dog management practice.

This year the Board undertook to have 10 questions relating to dog attacks included in the Harrison's Health Omnibus survey. The objective of this was to explore and quantify the incidence and nature of dog attacks within the community.

The survey indicated several key findings in relation to the attacks, the victims and the dogs involved and are outlined below.

The attacks

- The incidence of dog attack victims in South Australia in the past three years was 3.5% of the population.
- The most common attacks were when the victims were out walking (21%), or playing with or patting the dog that subsequently attacked them (18%).
- The majority of injuries were treated at home – about two in every three. After this, 19% were treated by a GP, 11% were treated at an emergency department and then sent home, and 1% were treated at an emergency department and then admitted to hospital.
- Approximately one in every five attacks was reported to the local council and the severity of the injury sustained had little influence on whether the attack was reported.

The victims

- Slightly more males were attacked than females (54% vs 46%). However, for children, attacks were skewed towards females.
- Approximately three in every ten victims were children aged less than 14 years. However the single largest age bracket of victims was people aged 45 to 54 years (20%).

The dogs

- Approximately four in every 10 attacks were by unknown dogs and approximately another four in 10 attacks were by dogs owned by family, friends or neighbours.
- Consistently, most attacks occurred either in the street or a public park, or another person's house.

Statistics

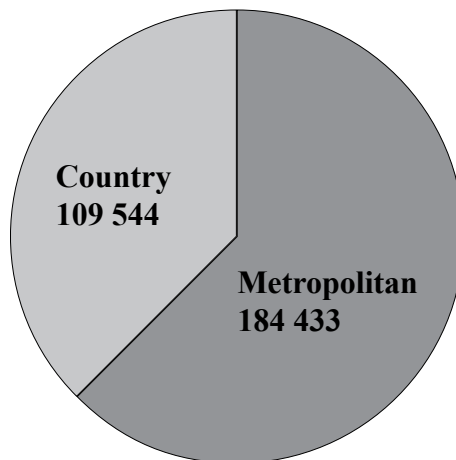
The findings of this Omnibus survey need to be considered when interpreting the following statistical data.

Table 1: Number of Dogs Registered In South Australia

| Year | Metropolitan | Country | Total |
|----------------|----------------|----------------|----------------|
| 2010-11 | 184 433 | 109 544 | 293 977 |
| 2009-10 | 184 440 | 110 537 | 294 977 |
| 2008-09 | 189 012 | 108 652 | 297 664 |
| 2007-08 | 198 114 | 107 041 | 305 155 |
| 2006-07 | 183 863 | 106 210 | 290 073 |
| 2005-06 | 188 513 | 101 045 | 289 558 |
| 2004-05 | 179 841 | 99 599 | 279 440 |
| 2003-04 | 188 543 | 110 207 | 298 750 |
| 2002-03 | 191 201 | 106 540 | 297 741 |
| 2001-02 | 182 078 | 105 594 | 287 672 |

Table 1 referring to dog registration numbers in South Australia contained incorrect information in the Annual Report of the Dog and Cat Management Board for 2009-10. The number of dogs registered in 2009-10 has been adjusted to show correct figures. The number of dogs registered in South Australia over the last 10 years has averaged 293,501 with the 2010-11 figure of 293 977 being slightly above average. The average for metropolitan registrations has been 187,004 indicating a decrease in the number of metropolitan registrations from 2009-10. There has been a decrease in the number of country registrations from 2009-10, however this is slightly above average for the last ten years. (Average = 106,497).

**Figure 1:
Number of Dogs
Registered in South
Australia 2010-11**



Dogs Impounded and Returned to Owner - Statistics

| Table 2 Number of Dogs Impounded by Councils as a Result of Wandering at Large | | | | |
|---|----------------------|----------------|------------------------|------------------------------|
| | | Dogs Impounded | Dogs Returned to Owner | Percentage Returned to Owner |
| 2010-11 | See Table 3 | | | |
| 2009-10 | Metropolitan Country | 8 589 | 5 542 | 62.72% |
| | | 5 620 | 3 370 | |
| | Total | 14 209 | 8 912 | |
| 2008-09 | Metropolitan Country | 8 525 | 5 533 | 63.16% |
| | | 5 026 | 3 026 | |
| | Total | 13 551 | 8 559 | |
| 2007-08 | Metropolitan Country | 8 860 | 6 621 | 67.51% |
| | | 5 041 | 2 764 | |
| | Total | 13 901 | 9 385 | |
| 2006-07 | Metropolitan Country | 8 146 | 5 179 | 59.85% |
| | | 5 233 | 2 829 | |
| | Total | 13 379 | 8 008 | |
| 2005-06 | Metropolitan Country | 8 574 | 5 024 | 56.83% |
| | | 4 594 | 2 460 | |
| | Total | 13 168 | 7 484 | |
| 2004-05 | Metropolitan Country | 8 698 | 4 997 | 57.36% |
| | | 4 376 | 2 502 | |
| | Total | 13 074 | 7 499 | |
| 2003-04 | Metropolitan Country | 6 031 | 3 437 | 53.00% |
| | | 4 551 | 2 314 | |
| | Total | 10 852 | 5 751 | |
| 2002-03 | Metropolitan Country | 8 364 | 4 300 | 52.00% |
| | | 5 259 | 2 773 | |
| | Total | 13 623 | 7 073 | |
| 2001-02 | Metropolitan Country | 7 855 | 3 844 | 50.00% |
| | | 4 836 | 2 466 | |
| | Total | 12 691 | 6 310 | |

Statistics

The Board reviewed the data provided by councils for impoundment of dogs and found a number of anomalies that influenced interpretation of the data. The Board has worked with councils to improve data collection and provide more refined analysis. Councils now report on the following categories:

Number of dogs collected and returned to owner These are the total number of dogs that are wandering at large but are collected by the Animal Management Officer and identified. These can be returned to their owner immediately and are not taken to a pound to await their owner's identification or collection.

Number of dogs impounded This total is different to the number of dogs collected and returned to owner; these are dogs that cannot be identified or the owner cannot be located and these dogs are then officially impounded.

Number of dogs returned to owner These are the dogs that have been impounded and subsequently returned to owner.

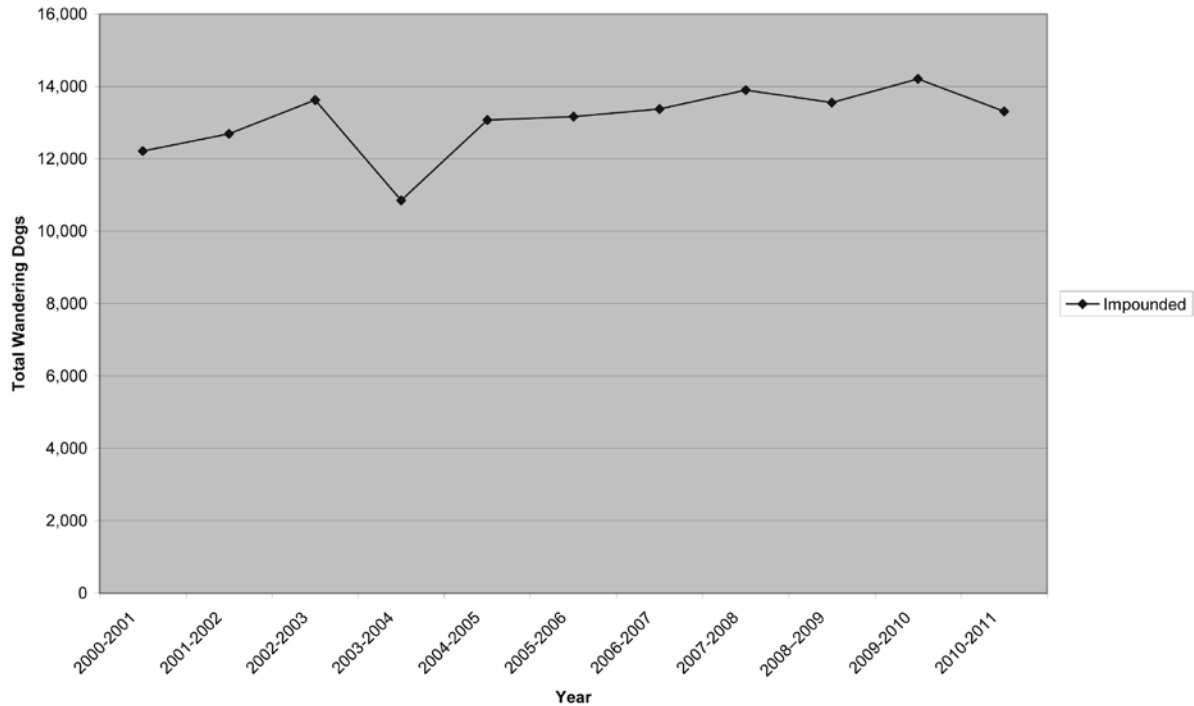
Collection of the new data was established at the beginning of the 2010-11 financial year and will be ongoing. Table 3 indicates the data collected for 2010-11.

| Table 3 Number of Dogs Collected by Councils as a Result of Wandering at Large | | | | | |
|---|--------------|---------------------------|----------------------------------|---|------------------------------|
| | | Dogs Impounded *n = 69 | Dogs Returned to Owner n = 69 | Dogs Returned to Owner before Impoundment n = 69 | Percentage Returned to Owner |
| 2010-11 | Metropolitan | 8 520 | 5 664 | 1 330 | |
| | Country | 4 788 | 2 328 | 1 489 | |
| | Total | 13 308 | 7 992 | 2 819 | 60.05% |

* n = number of councils for which the data was provided

Statistics

Figure 2:
Wandering Dog Impounding Data – All Councils



The trend for the number of dogs returned to owners has not been shown due to a change in data collection procedures for the 2010-11 period. The collection of data for the return of dogs prior to impoundment is a new category included in dog return statistics. This data contributes to a significant increase in the number of dogs that have been returned to their owners.

The actions of council Animal Management Officers have had a positive influence in improving the rate of dogs return to owners where dogs have been carrying an appropriate form of identification. This also reinforces the importance of dogs being clearly identified by council registration disks or microchip to increase the probability of the dog's return to owner.

Reported Dog Attacks - Statistics

Table 4: Number of Dog Attacks / Harassments Reported to Councils

| Year | Harassment | Attack | Total |
|----------------|------------|--------------|--------------|
| 2010-11 | 721 | 1 267 | 1 988 |
| 2009-10 | 1 832 | 994 | 2 826 |
| 2008-09 | 1 281 | 1 058 | 2 339 |
| 2007-08 | 1 393 | 804 | 2 197 |
| 2006-07 | 1 540 | 978 | 2 518 |
| 2005-06 | 1 467 | 708 | 2 175 |
| 2004-05 | 1 613 | 793 | 2 406 |
| 2003-04 | 1 564 | 715 | 2 279 |
| 2002-03 | 1 635 | 775 | 2 410 |
| 2001-02 | 1 873 | 775 | 2 648 |

Table 5: Type of Dog Attacks/Harassments Reported to Councils

| Year | | Harassment | Attack | Total |
|----------------|---------------|------------|------------|--------------|
| 2010-11 | Human | 422 | 471 | 893 |
| | Animal | 299 | 796 | 1 095 |
| 2009-10 | Human | 1 031 | 404 | 1 435 |
| | Animal | 801 | 590 | 1 391 |

The figures represent the dog attack/harassments which have been reported to council. The 2009-10 year was the first year the Board requested the attacks/harassments to animals be separated from the attacks/harassments to humans.

Harassment is defined as the dog troubling or annoying a person without being the primary cause of physical injury i.e. the dog may chase a person or animal but not bite them. Attacks are defined as the dog acting with force or acting harmfully that results in physical injury such as bruising, punctures and lacerations.

The Harrison's Health Omnibus survey findings indicates that the actual figures for attack or harassment of people is likely to be greater than numbers reported by councils. However council data does provide an indication of the trend for incidence of dog attack within the community.

In 2010-11 there were less incidents of harassment from dogs reported to council, but a higher number of reports for dog attack. The majority of the attacks reported to council relate to animal attacks.

Statistics

Figure 3:
Dog Attacks / Harassments Reported To Councils

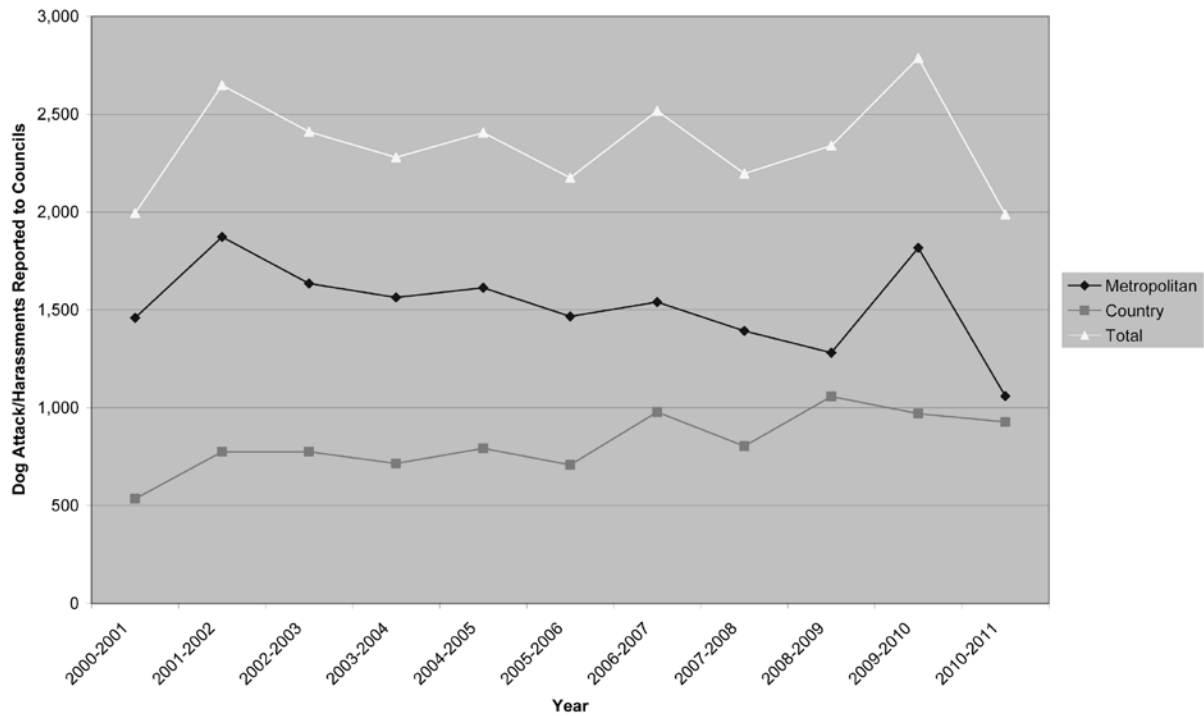


Table 6: State-Wide Hospital Admissions for Dog Related Incidents

| Year | Hospital Admissions |
|----------------|---------------------|
| 2010-11 | 195 |
| 2009-10 | 220 |
| 2008-09 | 183 |
| 2007-08 | 160 |
| 2006-07 | 230 |
| 2005-06 | 184 |
| 2004-05 | 190 |
| 2003-04 | 163 |
| 2002-03 | 132 |
| 2001-02 | 136 |
| 2000-01 | 118 |

*Admission data is for all public hospitals only

Statistics

The number of admissions to hospital from dog attacks has remained relatively steady, with 195 admissions for 2010-11. Young children continue to be the most commonly admitted age group following a dog attack.

Table 7: Admissions to Hospital for Dog Related Incident by Age 2010-11

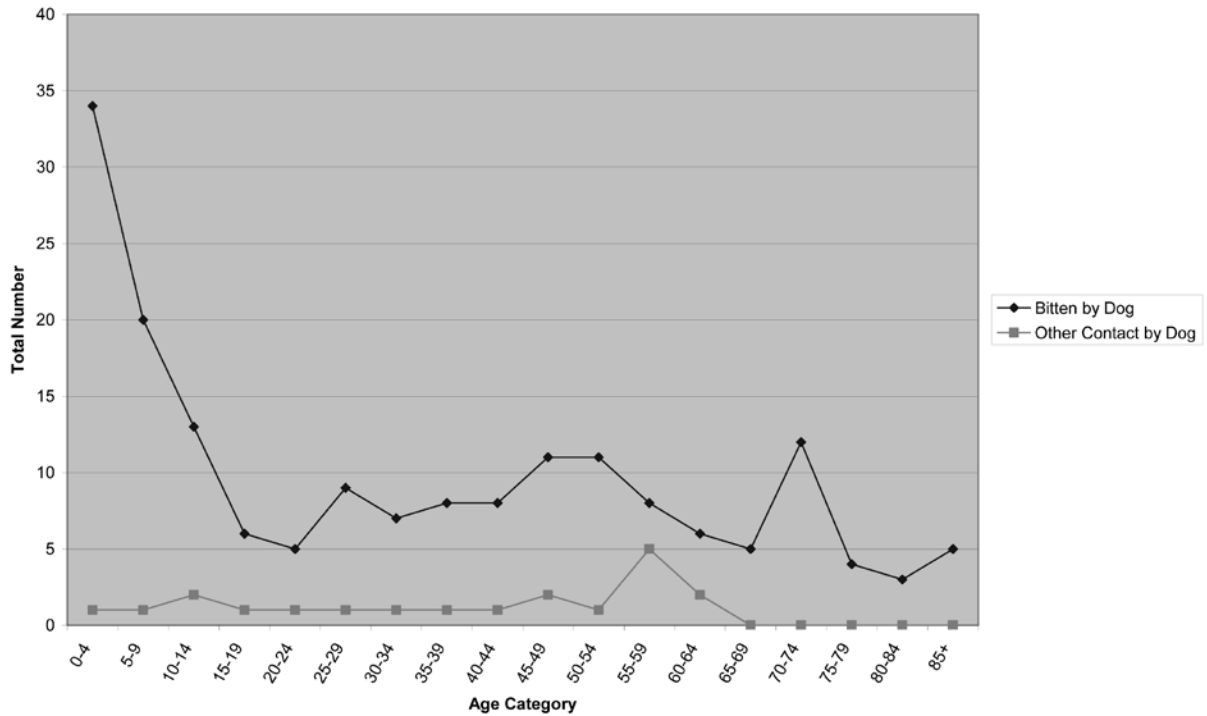
| Age Categories | Bitten by Dog | Other Contact by Dog | Total | Percent (%) |
|----------------|---------------|----------------------|------------|-------------|
| 0-4 | 34 | 1 | 35 | 17.9 |
| 5-9 | 20 | 1 | 21 | 10.8 |
| 10-14 | 13 | 2 | 15 | 7.7 |
| 15-19 | 6 | 1 | 7 | 3.6 |
| 20-24 | 5 | 1 | 6 | 3.1 |
| 25-29 | 9 | 1 | 10 | 5.1 |
| 30-34 | 7 | 1 | 8 | 4.1 |
| 35-39 | 8 | 1 | 9 | 4.6 |
| 40-44 | 8 | 1 | 9 | 4.6 |
| 45-49 | 11 | 2 | 13 | 6.7 |
| 50-54 | 11 | 1 | 12 | 6.2 |
| 55-59 | 8 | 5 | 13 | 6.7 |
| 60-64 | 6 | 2 | 8 | 4.1 |
| 65-69 | 5 | 0 | 5 | 2.5 |
| 70-74 | 12 | 0 | 12 | 6.2 |
| 75-79 | 4 | 0 | 4 | 2.1 |
| 80-84 | 3 | 0 | 3 | 1.5 |
| 85+ | 5 | 0 | 5 | 2.5 |
| Total | 175 | 20 | 195 | 100 |

*Admission data is for all public hospitals only

The Harrison's Health Omnibus survey found the 45 to 54 year old age group reported the greatest number of dog attacks victims but fewer admissions to hospital. The Omnibus findings indicate that only approximately 1% of all victims of dog attack are admitted to hospital which suggests that 195 admissions represents only 1% of all dog bite related incidents which have occurred in the reporting period.

Statistics

Figure 4:
Hospital Admissions Data: Bitten by Dog or Struck By Dog 2010-11



Admissions for dog bites tended to be concentrated in younger age groups, whereas being struck by a dog leading to hospital admission was more common in older age groups.

Statistics

The Department of Health has kindly provided data for the first time on the presentations to emergency departments relating to dog attacks or harassment. This data does not include those who went on to be admitted to hospital. The data is likely to represent an undercount of emergency department presentations for dog attacks, as it requires explicit identification of dog attack by the treating doctor, rather than a description of the injury incurred from the attack. Children are the most likely to present to a hospital emergency department as a result of a dog attack incident. Over time it will be possible to compare figures from year to year, which will be a valuable source of information for the Board to inform policy and evaluate initiatives to reduce the risk of dog attack/harassment.

Table 8: Emergency Department Presentations for Dog Related Incident by Age 2010-11

| Age Categories | Bitten by Dog | Other Contact by Dog | Total | Percent (%) |
|----------------|---------------|----------------------|------------|-------------|
| 0-4 | 39 | 8 | 47 | 11.6 |
| 5-9 | 20 | 8 | 28 | 6.9 |
| 10-14 | 23 | 3 | 26 | 6.4 |
| 15-19 | 22 | 7 | 29 | 7.2 |
| 20-24 | 33 | 4 | 37 | 9.1 |
| 25-29 | 26 | 9 | 35 | 8.6 |
| 30-34 | 27 | 2 | 29 | 7.2 |
| 35-39 | 26 | 7 | 35 | 8.6 |
| 40-44 | 16 | 5 | 21 | 5.2 |
| 45-49 | 18 | 5 | 23 | 5.7 |
| 50-54 | 15 | 5 | 20 | 4.9 |
| 55-59 | 10 | 7 | 17 | 4.2 |
| 60-64 | 10 | 6 | 16 | 4.0 |
| 65-69 | 13 | 2 | 15 | 3.7 |
| 70-74 | 13 | 1 | 14 | 3.5 |
| 75-79 | 5 | 3 | 8 | 2.0 |
| 80-84 | 4 | 1 | 5 | 1.2 |
| 85+ | 2 | 0 | 2 | 0.5 |
| Total | 322 | 83 | 405 | 100 |

* Emergency Department presentation data is from major metropolitan hospitals only

Reported Injury by Cats - Statistics

Table 9: State-Wide Hospital Admissions Bitten or Struck by Cat

| Year | Hospital Admissions |
|----------------|----------------------------|
| 2010-11 | 55 |
| 2009-10 | 55 |

2009-10 was the first time the Board has had access to hospital admissions due to cat attack or being struck by a cat. This data is available to the Board from the Department of Health.

The table referring to hospital admissions from cat related injuries contained incorrect percentage information in the Annual Report of the Dog and Cat Management Board for 2009- 10. This has been corrected. The following table presents admissions to hospital for cat related incidents by age for 2010-11.

Statistics

Table 10: Admissions to Hospital for Cat Related Incident by Age 2010-11

| Age Categories | Bitten / Struck by Cat | Percent |
|----------------|------------------------|------------|
| 0-4 | 1 | 1.8 |
| 5-9 | 0 | 0.0 |
| 10-14 | 1 | 1.8 |
| 15-19 | 0 | 0.0 |
| 20-24 | 4 | 7.3 |
| 25-29 | 3 | 5.5 |
| 30-34 | 5 | 9.1 |
| 35-39 | 14 | 25.5 |
| 40-44 | 2 | 3.6 |
| 45-49 | 4 | 7.3 |
| 50-54 | 3 | 5.5 |
| 55-59 | 1 | 1.8 |
| 60-64 | 3 | 5.5 |
| 65-69 | 1 | 1.8 |
| 70-74 | 5 | 9.1 |
| 75-79 | 2 | 3.6 |
| 80-84 | 3 | 5.5 |
| 85+ | 3 | 5.5 |
| Total | 55 | 100 |

The number of admissions relating to cats is substantially lower than those relating to dogs. Cat related incidents lead to more admissions for adults than for young children in contrast to the younger age distribution of dog attack victims.

Training Undertaken by Animal Management Officers

The Board, in conjunction with the LGA, commissioned the development and delivery of the Animal Management Officer Development course to build a consistent knowledge base across councils on the role, powers and responsibilities of authorised officers under the *Dog and Cat Management Act 1995*. The course is delivered in two components – an online learning environment and a TAFE coordinated face to face learning environment. It was attended by 102 authorised officers during the reporting period. The Board continued to financially support the availability of the course to authorised officers until June 2011.

Through a funding agreement with the RSPCA, Dog Handling Techniques and Behaviour training is made freely available to Animal Management Officers. During the reporting period 82 Animal Management officers attended the training.

Human Resource Management

Pursuant to Department of the Premier and Cabinet Circular PC016: *Remuneration for Government Appointed Part-time Boards and Committees*, it is a long-standing policy of government that government employees are not paid for board membership without the specific approval of the Chief Executive, Department of the Premier and Cabinet.

Members of the Board are paid in accordance with the directives of the Chief Executive, Department of the Premier and Cabinet, as follows:

Chair: \$221 per four hour session

Members: \$177 per four hour session

Staffing

By agreement between the Chair of the Board and the Chief Executive of the Department of Environment and Natural Resources (DENR), all administrative and executive support to the Board has been provided by DENR on a cost recovery basis.

The Board has no staff of its own but funds through a service level agreement with DENR the following ongoing positions:

| | |
|---------------------------------|-----|
| Executive Officer | 1.0 |
| Urban Animal Management Officer | 1.0 |
| Communications/Project Manager | 1.0 |
| Administrative Officer | 1.0 |

Temporary agency staff are employed on an as needs basis to assist the completion of projects in addition to the scope of projects covered by the core staff.

One DENR redeployee has been working for the Board in a Project Officer - Communications capacity on a temporary basis since April 2011.

Disability Action Plan

The Board uses the facilities and services of DENR staff. The members of the Board are aware of, and abide by, their obligations under the *Commonwealth Disability Discrimination Act 1992* and the *State Equal Opportunity Act 1984*. Reporting on this matter is contained in the DENR Annual Report 2010-11.

Equal Opportunity Employment Programs

The Board has no staff of its own and is serviced by staff of DENR. The Board is aware of, and abides by, equal opportunity policies and programs of DENR. Reporting on this matter may be viewed in the DENR Annual Report 2010-11.

Gender Reporting

The gender balance of the Board is always taken into consideration when members are appointed. During the reporting period Board membership consisted of five women and four men.

The appointment of a female Chair to the Board contributes to the South Australia's Strategic Plan Target 5.2 of increasing the number of women chairing State Government boards and committees to 50% by 2010.

Occupational Health, Safety and Welfare

An induction process is carried out for new members. Appropriate training measures are taken for field trips. As a user of DENR facilities and equipment, the Board is aware of, and abides by, DENR's OHS&W policies. Reporting on this matter is contained in the DENR Annual Report 2010-11.

Financial Performance

The Board is a body corporate under Section 10 of the Act and is required to cause proper accounts to be kept of its financial affairs.

The Dog and Cat Management Fund is established under section 25 of the Act and is to be kept and administered by the Board. The Board must keep proper accounts of the receipts and payments from the Fund. The Auditor-General may at any time, and must at least once in each year, audit the accounts of the Fund.

The financial statements, as audited by the Auditor General's office, are attached.

Account Payment Performance

DENR provides the administrative resources for processing account payments for the Board. Reporting on this matter is contained in the DENR Annual Report 2010-11.

Contractual Arrangements

The Board did not enter into any contractual arrangements exceeding \$4 million in value during the reporting period.

Energy Efficiency Action Plan Reports

The Board uses the facilities and services of the staff of DENR. Reporting on this matter is contained in the DENR Annual Report 2010-11.

Greening of Government Operations (Gogo) Framework

The Board uses the facilities and services of the staff of DENR. The members of the Board are aware of, and abide by, their obligations in relation to minimisation of waste, reduction in energy consumption and conservation of water. Reporting on this matter is contained in the DENR Annual Report 2010-11.

Use of Consultants

The Dog and Cat Management Board hired no consultants during the reporting period.

Overseas Travel

It is declared that no member of the Board has travelled overseas on the business of the Board during the reporting period.

Whistleblowers Protection Act 1993

Reporting requirements against the *Whistleblowers Protection Act 1993* require the Board report on the number of occasions on which public interest information has been disclosed to a Responsible Officer of the agency. There were no disclosures made during the 2010-11 financial year.

Fraud

It is declared that there were no instances of fraud detected in the activities undertaken by the Board for the year 2010-11. Reporting on strategies to detect instances of fraud is reported in the DENR Annual Report 2010-11.

Freedom of Information

In cooperation with DENR, the Board participates and abides by the arrangements outlined in the DENR Freedom of Information regime. Reporting on this matter is contained on the DENR website: <http://www.environment.sa.gov.au>.

Regional Impact Assessment

No Regional Impact Assessment Statements were undertaken by the Board in 2010-11.

Aboriginal Reconciliation Statement

The Board would like to acknowledge the land on which it meets is the traditional lands for the Kaurna people and that it respects their spiritual relationship with their country. The Board also acknowledges the Kaurna people as the custodians of the greater Adelaide region and that their cultural and heritage beliefs are still as important to the living Kaurna people today.

In fulfilling its functions, the Board is cognisant of the cultural and natural heritage of traditional owners and strives to achieve positive outcomes wherever these matters are concerned.

Acknowledgments

The Chair thanks the Minister for Environment and Conservation, local councils and the Local Government Association for their support and encouragement; fellow Board members for their commitment and valuable contribution; the Executive Officer and staff of the Board for their dedication, hard work and good humour; and staff of DENR for their support via the service level agreement throughout the year.